

OTHER PRODUCT RANGE



Manufactured by:
COLT EQUIPMENTS (P) LTD.

Works: Khasra No. 8-23/1, 23/2
Village Nathupur - 131 029
Distt. - Sonipat (Haryana)
Mob: 7478780000, 7665766517
Email: sales@coltequipments.com

Authorized Dealer:

We reserve the right to modify the specification in accordance with improved designs. Although every effort will be made to maintain the accuracy in the data given, the figures are in no way binding. The claims are as per our knowledge for any variances, we are not bound in anyway.



**Reliable and Energy
Efficient Compressed
Air Solution**

5.5 KW - 220 KW / 7.5 - 300 HP



VARIABLE
FREQUENCY DRIVE



FIXED
SPRED DRIVE



OUR MILESTONES



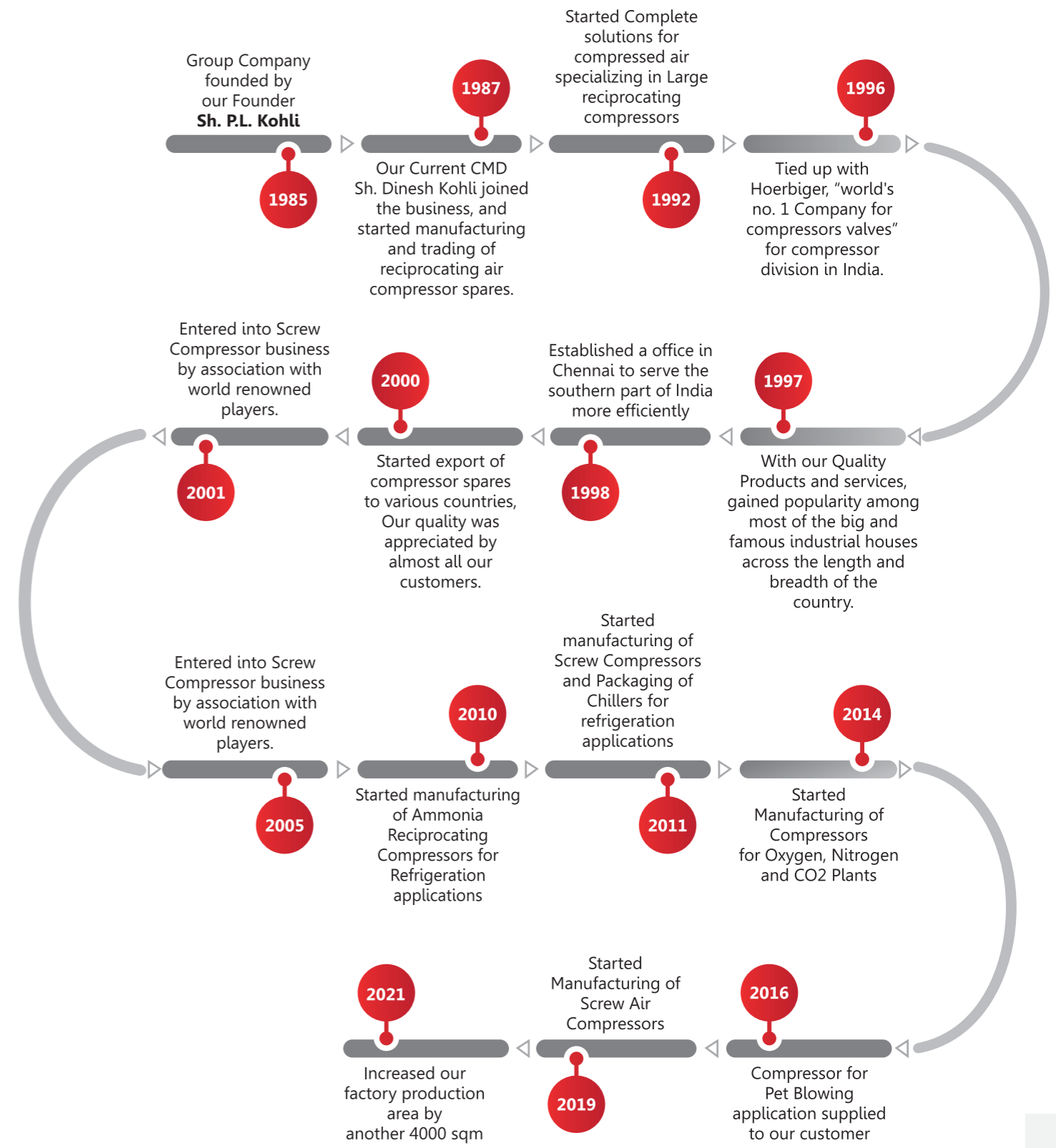
ABOUT OUR COMPANY

As a leading supplier in Compressor Industry for more than 35 years, Colt Equipments (P) Ltd, and its associated Group Companies Manufacture & Service Compressors in Industrial And Refrigeration Applications. Our compressors are suitable for various industries including Auto Ancillaries, Pet Bottling, General Industry, Sugar Mills, Chemical Plants, Steel Plants, Glass Industries, Cement Plants, Food Processing Industry, Cold Storages & Gas Generation Plants Etc.

Colt Equipments (P) Ltd. has a dedicated experienced team working to enhance efficiency and reliability of every equipment manufactured and supplied by us.

Colt Equipments have a countrywide 'Sales And Service Network' for the upkeep of every compressor it manufactures & every package it builds. Our product are being supplied to global customers in the Middle East, South East Asia And African Sub Continent. Our commitment to quality and reliability ensures customers retention and we offer the best value for money.

Colt Equipments has developed the required infrastructure to support all its manufacturing processes. We have in house Testing Lab, CNC Machining Centers, Stress Relieving arrangements, Testing Facilities And Paint Shop. With decades of experience and reliable performance of our compressors across the country, we have earned the trust of many customers. We are now one of the renowned name among the manufacturers of screw and reciprocating compressors.




HIGHLIGHT FEATURES OF SCREW COMPRESSORS

- › Built with european Quality standards
- › Two Years/8000 hours warranty and free service
- › Screw element life for over 6 years or 30000 hours
- › Lowest possible Maintenance Cost, Consumables cost can be fixed for 6 years/ 30000 hours under AMC Contract
- › Large Pre Filter to increase life of internal components
- › Easy access to all components, doors open from all sides



HIGH EFFICIENCY COMBI COOLER

- › Oversized Coolers designed for High Ambient Temperatures upto 48° C

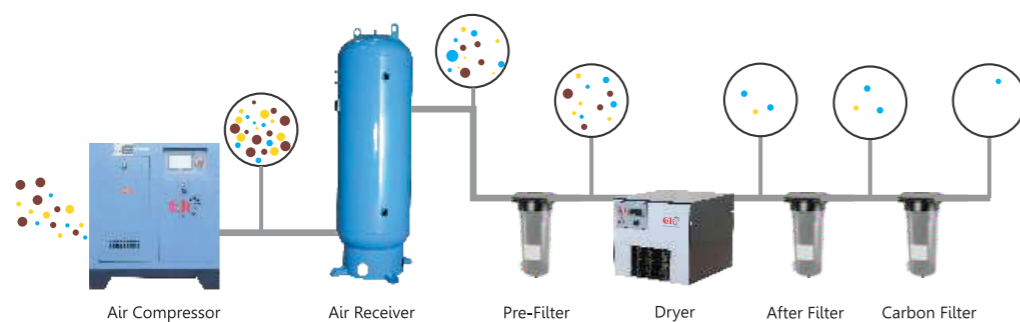


COMPLETE STAINLESS STEEL PIPING

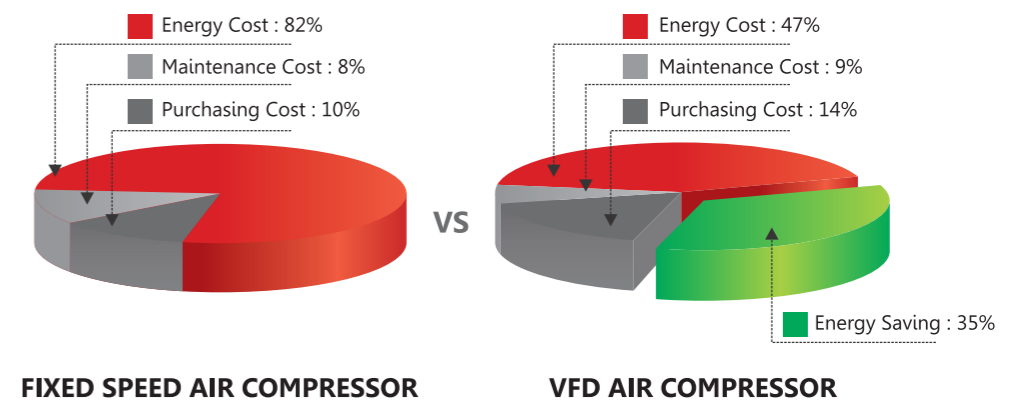
- › No Rubber Hoses
- › Less maintenance cost



TYPICAL COMPRESSED AIR SUPPLY SYSTEM




COMPARISON OF FIXED SPEED AND VFD COMPRESSORS IN 5 YEARS




LOW SPEED-DIRECT DRIVE SCREW ELEMENT

- » Low maintenance cost
- » Increased life of bearing



HIGH EFFICIENCY MOTOR

- » Permanent magnet IE4 Efficiency Motor



TOUCH SCREEN CONTROLLER

- » Large Display Size
- » Additional parameters such as amperes/voltage and power displayed for main motor and fan motor
- » consumable lifetime/service due Indicator




ENERGY EFFICIENT DRIVE

- » Specially designed for compressor application
- » Safety protections like Single Phasing, Motor Overload, Current imbalance, over voltage, low voltage, High Pressure Tripping



RADIAL FAN

- » High Efficiency Radial Fan
- » VFD Controlled (25 HP Onwards)
- » No Thermostat
- » Fan Start/Stops on the basis of temperature



HIGHLIGHT FEATURES OF
SCREW COMPRESSORS

HIGHLIGHT FEATURES OF
SCREW COMPRESSORS

HIGH EFFICIENCY OIL SEPARATOR

- » Less Oil Carryover





TECHNICAL SPECIFICATIONS FOR VFD COMPRESSORS

Compressor Model	FAD (CFM) @ 8 BAR	FAD (CFM) @ 10 BAR	FAD (CFM) @ 13 BAR	Noise Level db (A)	Installed Motor Power (HP/KW)	Compressor Size L*W*H (mm)	Outlet Connection Size (Inches)
CS 10 VFD	19.6 - 42.9	19.6 - 35.7	19.2 - 29.6	64	(10/7.5)	920*650*1050	3/4
CS 15 VFD	27.3 - 70.2	27.3 - 58.8	27.3 - 53.2	66	(15/11)	1320*800*1320	1
CS 20 VFD	26.3 - 92.2	26.3 - 79.6	25.8 - 70.1	66	(20/15)	1320*800*1320	1
CS 25 VFD	47.2 - 117.1	47.2 - 98.6	47.2 - 87.2	67	(25/18.5)	1320*900*1500	1
CS 30 VFD	52.8 - 134.0	52.8 - 115.9	52.0 - 102.5	67	(30/22)	1320*900*1500	1
CS 40 VFD	79.6 - 199.2	79.6 - 177.8	79.6 - 162.0	70	(40/30)	1500*1000*1450	1 1/2
CS 50 VFD	97.6 - 244.0	97.6 - 222.6	97.6 - 204.2	70	(50/37)	1400*1000*1580	1 1/2
CS 60 VFD	112.8 - 282.0	112.8 - 252.4	110.8 - 223.2	71	(60/45)	1500*1000*1450	1 1/2
CS 75 VFD	143.2 - 358.0	143.2 - 324.6	141.6 - 280.4	73	(75/55)	1800*1210*1830	2
CS 100 VFD	191.5 - 478.8	191.5 - 414.2	190.0 - 362.4	73	(100/75)	1800*1210*1830	2
CS 120 VFD	208.0 - 594.0	208.0 - 516.0	202.0 - 472.0	74	120/90	2420*1540*2040	3
CS 150 VFD	244.8 - 698.2	244.8 - 610.0	242.0 - 538.6	74	150/110	2770*1890*1940	3
CS 180 VFD	292.0 - 832.4	292.0 - 682.8	290.2 - 592.6	75	180/132	2650*1800*1850	3

Power Requirement:- (PH/V/HZ) 3/400/50

Noise Level Tolerance 3 dB (A)

Capacity Measured as per ISO 1217 Annexure C, Edition 3

Note: Due to Continuous Product Upgradation, specifications may Change without prior notice



TECHNICAL SPECIFICATIONS FOR FIXED SPEED COMPRESSORS

Compressor Model	FAD (CFM) @ 8 BAR	FAD (CFM) @ 10 BAR	FAD (CFM) @ 13 BAR	Noise Level db (A)	Installed Motor Power (HP/KW)	Compressor Size L*W*H (mm)	Outlet Connection Size (Inches)
CS 10 FS	42.2	36.0	28.2	67	(10/7.5)	800*660*1050	3/4
CS 15 FS	69.4	58.0	52.8	69	(15/11)	1320*800*1320	1
CS 20 FS	90.7	76.2	68.9	69	(20/15)	1320*800*1320	1
CS 25 FS	114.2	96.8	85.4	71	(25/18.5)	1320*800*1320	1
CS 30 FS	132.0	114.2	100.8	71	(30/22)	1320*800*1320	1
CS 40 FS	198.2	175.8	160.4	71	(40/30)	1500*1000*1450	1 1/2
CS 50 FS	242.4	213.8	193.0	72	(50/37)	1500*1000*1450	1 1/2
CS 60 FS	280.6	236.3	211.2	72	(60/45)	1500*1000*1450	1 1/2
CS 75 FS	358.0	324.0	260.8	73	(75/55)	1800*1150*1650	2
CS 100 FS	477.2	412.6	342.2	73	(100/75)	2000*1210*1750	2
CS 120 FS	594.0	506.0	472.0	75	120/90	2170*1930*1570	3
CS 150 FS	698.0	588.0	539.0	75	150/110	2920*1990*1780	3
CS 180 FS	832.0	682.0	578.0	76	180/132	2800*1900*1690	3

CS 10/15 are Belt drive and CS 15 onwards are Direct Drive

Power Requirement:- (PH/V/HZ) 3/400/50

Noise Level Tolerance 3 dB (A)

Capacity Measured as per ISO 1217 Annexure C, Edition 3

Noise level under free field conditions. Noise Level checked as per ISO2151 and IS12998

Note: Due to Continuous Product Upgradation, specifications may Change without prior notice